



MS. BURKHART'S FOURTH GRADE

1/8-1/11

# THE BUZZ



## IMPORTANT DATES

1/8-Fun Run Kickoff  
1/17-Fun Run at 9:20

## REMINDERS



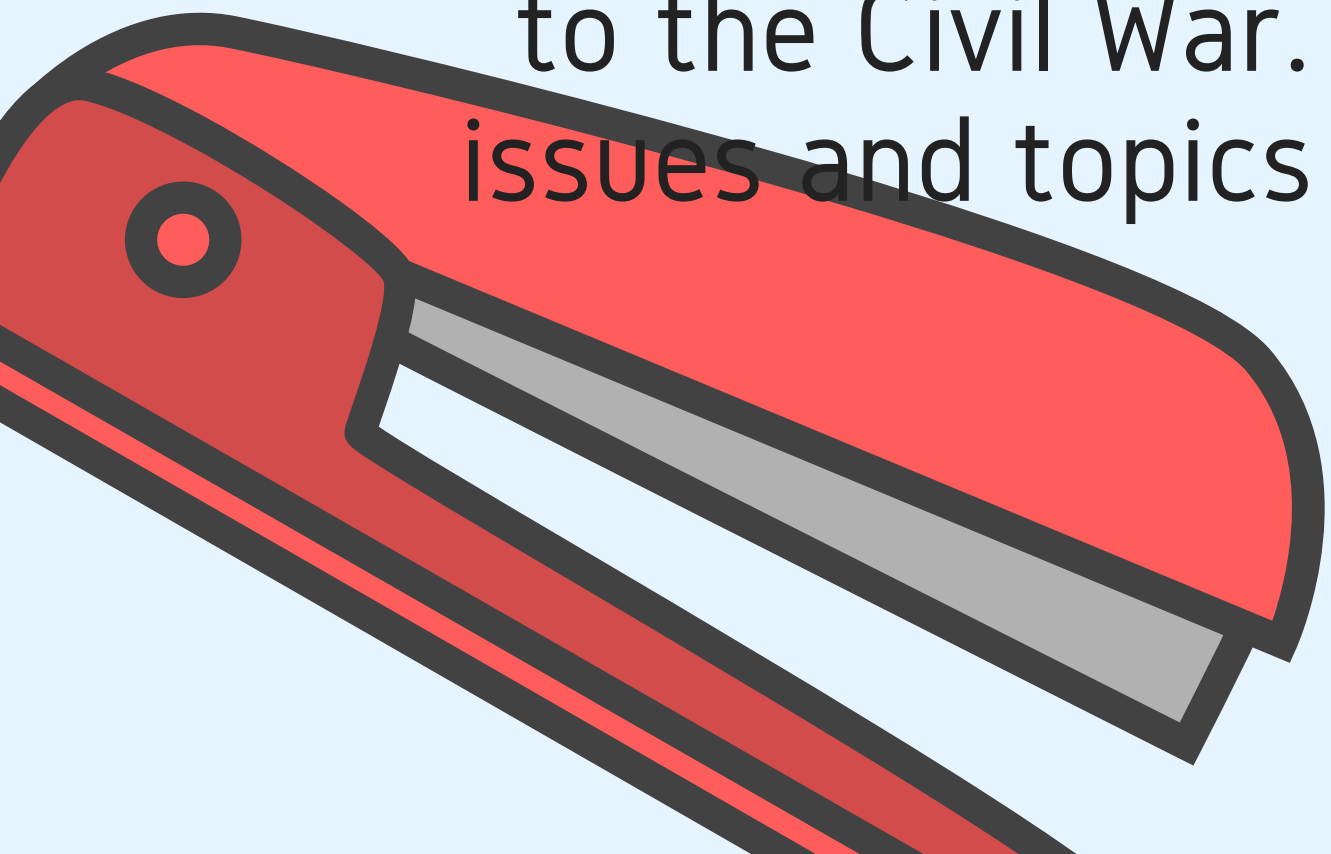
~Be looking for Boxtops  
~Keep looking at ClassDojo  
~Unfinished work IS homework  
~I would love to support your children at their games! Send me a schedule!

## COMING UP

**Reading**~ We will be working on finding the main idea of a passage. Specifically, this week we will be working with informational text. Throughout the next week, we will be reviewing summarizing the finding the main idea of a text, using informational and fiction.

**Math**~ We will be circling back around to area and perimeter. This time around the shapes that they will be working with will not be simple squares and rectangles, but complex figures. **Please continue to work on basic multiplication facts at home.**

**Social Studies**~We will be discussing slavery and returning to the Civil War. We will be focusing on NC's view of the issues and topics of the Civil War through Reconstruction.





MS. BURKHART'S FOURTH GRADE

1/8-1/11

# THE BUZZ

HERE'S WHAT'S GOING ON

Hey all!

I am going to start writing brief messages here for you to read. They will give more information about our class as a whole, instead of being purely academic. I will be catching you up to speed on some of the more "emotional" parts of our room.

In case your child has not informed you, they have not had their Chromebooks for just about this entire 9 weeks.

After our conferences, I went through all of their search history and not ONE SINGLE student had been doing exactly what they were supposed to be doing all the time.

They lost the privilege because of that. They have been trying to earn them back by earning a Tiger Paw in all four enrichment classes. Needless to say, it has been a struggle for them.

We are still struggling with the students being mean to one another. It is more likely our biggest struggle in this room.

Please talk with your child about these issues, we will continue to work on them here as well.

MS. BURKHART'S FOURTH GRADE

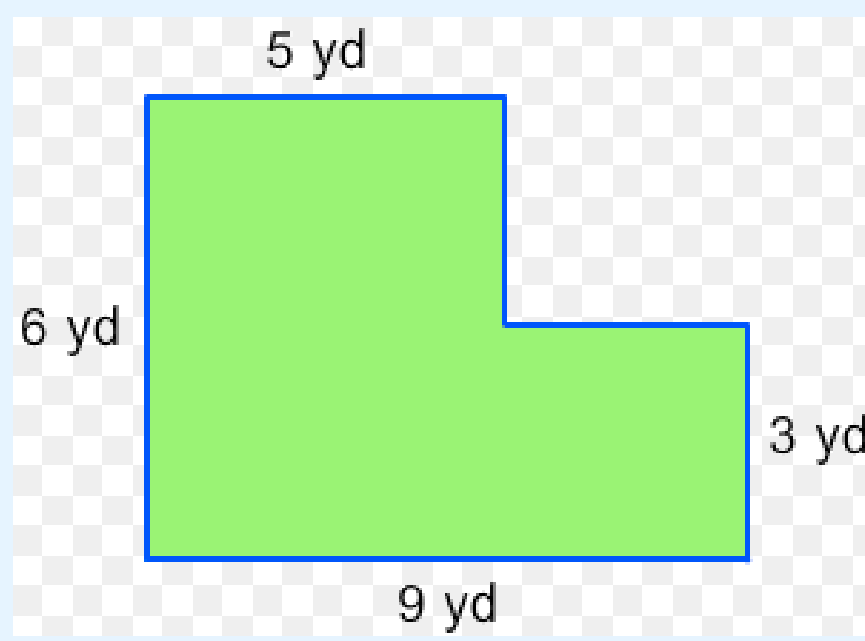
1/8-1/11

# PRACTICE AT HOME

Math Examples

## Finding the Area and Perimeter of Complex Features

We have discussed area and perimeter before, but we focused on regular squares and rectangles. Now, they will be focusing on complex figures. An example of a complex figure is shown below:



Notice, that the figure above is just two rectangles placed together. They will need to know how to find the area and perimeter of the shape, as well as find the lengths of the missing sides using addition and subtraction. You can practice by drawing shapes with and without missing sides. You can find the area and perimeter them.

**Perimeter:** to find the perimeter you must add ALL of the sides together.

**Area:** The best way to do area with complex figures is to cut the shape into smaller pieces (like two rectangles) find the area of the smaller rectangles and add the smaller areas together.






MS. BURKHART'S FOURTH GRADE

1/8-1/11

# **PRACTICE AT HOME**



Reading Examples

**Finding the Main Idea**



**Finding the main idea can at times be very challenging. They struggle with finding the MAIN idea. They will pull random ideas from the story that are not necessarily the MAIN idea.**

**Here is the process:**

- 1. Who or what is the author talking about?**
  - 2. What is the author saying about that person or thing?**
  - 3. Find some details from the story (supporting details) to support your claim of the main idea. What can you find in the story to help support what you think the main idea is? We like to have AT LEAST 3.**
- 
- 
- 